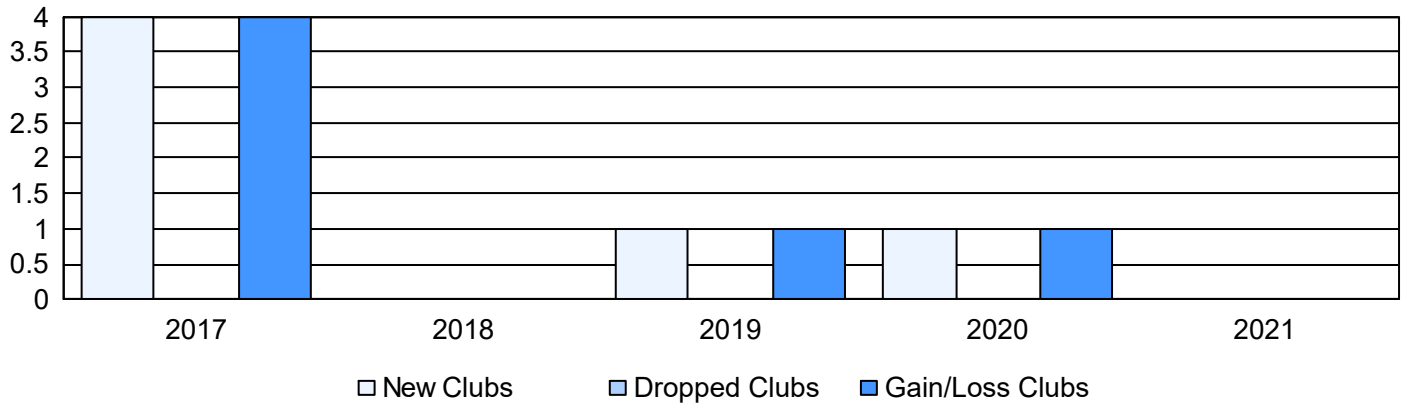
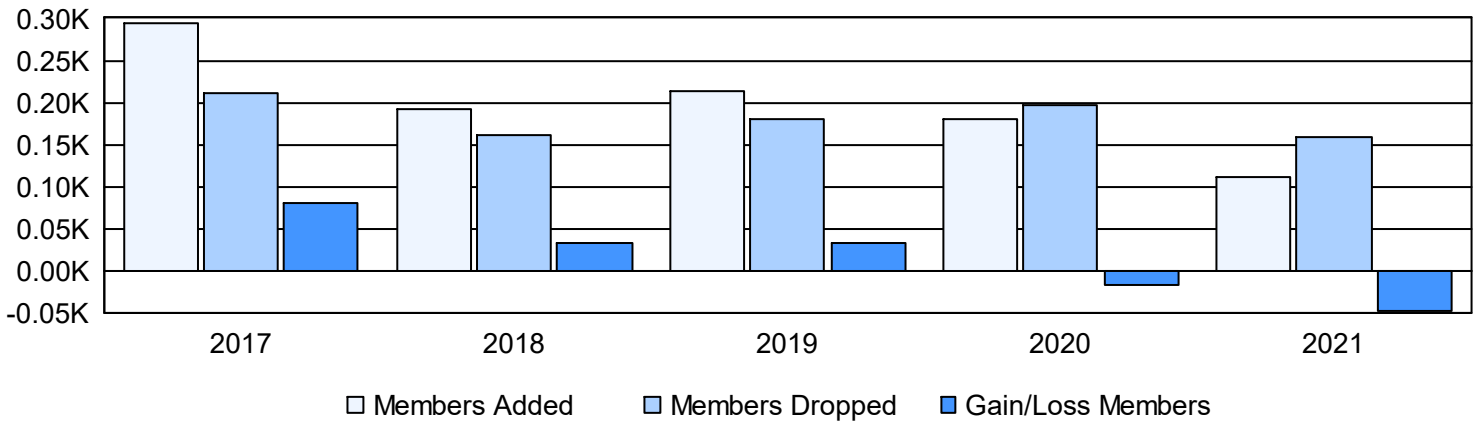


Year	New Clubs	Dropped Clubs	Gain/ Loss Clubs	New Members	Charter Members	Reinstate Members	Transfer Members	Total Member Added	Total Members Dropped	Gain/ Loss Members
2016-2017	4	0	4	194	86	2	11	293	212	81
2017-2018	0	0	0	179	2	1	11	193	160	33
2018-2019	1	0	1	183	20	1	9	213	180	33
2019-2020	1	0	1	144	26	4	6	180	197	-17
2020-2021	0	0	0	99	0	1	12	112	159	-47
Average	1	0	1	160	27	2	10	198	182	17

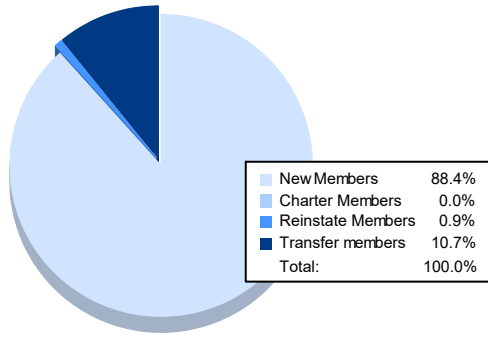
Clubs



Members



Membership Composition June 2021 Cumulative



Gender Composition June 2021 Cumulative

